















The Livestock Conservancy Heritage Cattle Breed Comparison Chart






Photos	Breed	Origin	CPL Status	Purpose	Adult Weight M/F (lbs.)	Temperament	Mothering	Experience	Foraging	Climate	Milk Production (lbs/year)	Uses and Notes
	American Yak	Tibet	Critical	Triple	1200-1500/600-800	Docile	Good	Novice/intermediate	Excellent	Cold/Rugged	330-1,100	Lean beef; rich milk; fiber
	Ancient White Park	England	Threatened	Beef	1,000–1,300 / 800–1,000	Can be aggressive	Excellent	Advanced	Excellent	Temperate	N/A	Ancient feral British cattle, now used for beef; retain their feral wild streak
	Ankole-Watusi	East Africa	Recovering	Dual	1000-1600/900-1200	Docile	Excellent	Novice/intermediate	Excellent	Hot/Dry	N/A	African cattle used primarily for beef production; efficient; huge horns and gentle nature
	Belted Galloway	Scotland	Watch	Beef	1600/1000	Docile	Excellent	Novice/intermediate	Excellent	Cold/Damp	N/A	Polled, long-haired; efficient grazers; produce high quality beef; not suited for warm climates
	Corriente	Mexico	Threatened	Beef/ Rodeo	1000/600	Docile and alert	Excellent	Intermediate	Excellent	Hot/Dry	N/A	Agile, often used as rodeo cattle; hardy and self-sufficient; does well on marginal pasture
	Red Devon	England	Recovering	Beef	1600-2000/1100	Docile	Excellent	Intermediate	Excellent	Temperate	N/A	Beef, oxen; hardy and efficient for grass-based production
	Dexter	Ireland	Recovering	Dual	1000 or less/700 or less	Docile	Excellent	Novice/intermediate	Average	Temperate	7,000	Dwarf, dual-purpose cattle

The Livestock Conservancy Heritage Cattle Breed Comparison Chart

Photos	Breed	Origin	CPL Status	Purpose	Adult Weight M/F (lbs.)	Temperament	Mothering	Experience	Foraging	Climate	Milk Production (lbs/year)	Uses and Notes
	Dutch Belted	Netherlands	Critical	Dairy	1600-1800/1000-1200	Docile	Good	Novice/intermediate	Average	Temperate	20,000	Long-lived; excellent milk producer
	Florida Cracker	US	Threatened	Beef	800-1200/600-800	Mostly docile but active	Excellent	Novice/intermediate	Excellent	Hot/Damp	N/A	Beef production on poor range; longevity; some are dwarf; temperament varies in different herds/strains
	Galloway	Scotland	Watch	Beef	1800-2000/1200	Docile	Excellent	Novice/intermediate	Excellent	Cold	N/A	Shaggy beef cattle; forage well; produce high-quality beef
	Guernsey	England	Watch	Dairy	2000/1400	Docile	Good	Novice/intermediate	Average	Temperate	16,200	High protein milk
	Kerry	Ireland	Critical	Dairy	1000/800	Docile, but can be assertive	Excellent	Intermediate	Average	Cold	5,000-7,000	Small, rugged; active, and can be nervous
	Lincoln Red	England	Critical	Beef	2000/1500	Docile	Excellent	Novice	Average	Cold	N/A	Excellent temperament, growth rate, hardiness
	Heritage Shorthorn – Native	England	Critical	Triple	1800-2000/1200-1400	Docile	Excellent	Novice/intermediate	Excellent	Temperate	15,000	Forage well; efficient

The Livestock Conservancy
PO Box 477
Pittsboro, NC 27312

The Livestock Conservancy Heritage Cattle Breed Comparison Chart

Photos	Breed	Origin	CPL Status	Purpose	Adult Weight M/F (lbs.)	Temperament	Mothering	Experience	Foraging	Climate	Milk Production (lbs/year)	Uses and Notes
	Milking Devon	US	Critical	Triple	1600-1800/1000-1200	Docile to alert and active	Excellent	Intermediate	Excellent	Temperate	4,000 - 8,000	Oxen; active and athletic; high protein milk; good foragers
	Pineywoods	US	Threatened	Dual	800-1200/600-800	Variable by herd, mostly docile but active	Excellent	Novice/intermediate	Excellent	Hot/Damp	N/A	Produce well on poor pasture; long-lived; oxen; a few strains are naturally polled; some are dwarf
	Randall or Randall Lineback	US	Critical	Dual	1600/1100	Docile but can be assertive	Good	Advanced	Average	Cold	N/A	Rose veal; oxen; originally triple-purpose, but few milk them today
	Red Poll	England	Threatened	Dual	1800/1200	Docile	Excellent	Novice/intermediate	Excellent	Temperate	10,000	Polled; efficient; high quality milk and beef; very fertile, long-lived
	Texas Longhorn (CTLR)	US	Critical	Beef	800-1200/600-800	Docile, active	Excellent	Novice/intermediate	Excellent	Hot/Dry	N/A	Efficient range cattle; long- lived, fertile and adaptable